



US0D1102286S

(12) **United States Design Patent** (10) **Patent No.:** **US D1,102,286 S**
Fechino (45) **Date of Patent:** **** Nov. 18, 2025**

(54) **MASONRY SQUARE**
(71) Applicant: **KAPRO INDUSTRIES LTD, Bikat Beit Hakerem (IL)**
(72) Inventor: **Steven Fechino, Hendersonville, TN (US)**

D314,521 S * 2/1991 Tyler D10/65
D369,981 S * 5/1996 Hayes D10/65
D454,080 S * 3/2002 Aguilar D10/65
D465,424 S 11/2002 Allemand
6,688,014 B1 2/2004 Allemand
D511,698 S 11/2005 Allemand
D710,221 S * 8/2014 Buzzell D10/65
(Continued)

(73) Assignee: **KAPRO INDUSTRIES LTD, Bikat Beit Hakerem (IL)**

FOREIGN PATENT DOCUMENTS

(**) Term: **15 Years**

CN 3304592 * 7/2003
CN 306025301 * 9/2020
(Continued)

(21) Appl. No.: **29/907,046**

OTHER PUBLICATIONS

(22) Filed: **Jan. 3, 2024**

Fechino Files: Masonry Square, masonrymagazine.com, No date, [site visited: Feb. 5, 2025], Available from URL: https://masonrymagazine.com/Default?pageID=14342 (Year: 2025).*
(Continued)

Related U.S. Application Data

(63) Continuation of application No. 18/543,802, filed on Dec. 18, 2023.

(30) **Foreign Application Priority Data**

Dec. 18, 2023 (IL) 299218

(51) **LOC (15) Cl.** **10-04**

(52) **U.S. Cl.**
USPC **D10/65**

(58) **Field of Classification Search**
USPC D10/71, 72, 65, 46, 61, 62, 63, 69, 64
CPC . G01B 3/20; G01B 3/205; G01B 3/22; G01B 3/24; G01B 3/38; G01B 3/40; G01B 3/42; G01B 7/14; G01B 7/142; G01B 2210/40; G01B 5/08; G01B 5/12; G01B 5/10

See application file for complete search history.

(56) **References Cited**

U.S. PATENT DOCUMENTS

2,904,891 A 9/1959 Cook
3,303,569 A 2/1967 Wyatt
4,970,797 A 11/1990 Sarasin

Primary Examiner — Brett Miller
Assistant Examiner — Mary Anne Arntzen
(74) *Attorney, Agent, or Firm* — Bridgeway IP Law Group, PLLC; Hyun Woo Shin

(57) **CLAIM**

The ornamental design for a masonry square, as shown and described.

DESCRIPTION

FIG. 1 is a front, top, right side perspective view of a masonry square showing my new design;
FIG. 2 is a front elevation view of thereof;
FIG. 3 is a rear elevation view of thereof;
FIG. 4 is a top plan view of thereof;
FIG. 5 is a bottom plan view thereof;
FIG. 6 is a left side elevation view thereof; and,
FIG. 7 is a right side elevation view thereof.

1 Claim, 4 Drawing Sheets



(56)

References Cited

OTHER PUBLICATIONS

U.S. PATENT DOCUMENTS

9,157,247 B2 10/2015 Korevaar
D866,361 S * 11/2019 Draeger D10/65
D887,872 S * 6/2020 Mackey D10/65
D981,259 S * 3/2023 Barlow D10/65
D982,463 S * 4/2023 Wojciechowski D10/65
D1,000,298 S * 10/2023 Sabourin D10/65
D1,002,403 S * 10/2023 Skillicorn D10/65
12,104,898 B1 * 10/2024 Jin G01B 3/566
2022/0184998 A1 * 6/2022 Allemand G01B 3/04
2023/0322012 A1 * 10/2023 McGee B43L 13/028
2024/0191522 A1 * 6/2024 Thoni G01B 3/04

FOREIGN PATENT DOCUMENTS

CN 306493559 * 4/2021
GB 6106139 * 11/2020

Swanson Tool Co T0119, amazon.com, Date first available: Jul. 3, 2006, [site visited: Feb. 5, 2025], Available from URL: <https://a.co/d/8QLeVjc> (Year: 2006).*

Johnson Level & Tool, amazon.com, Date first available: Jun. 12, 2020, [site visited: Feb. 5, 2025], Available from URL: <https://a.co/d/htVZAqT> (Year: 2020).*

Milwaukee Tool 7-inch Rafter Square, Date first available: Dec. 25, 2022, [site visited Dec. 25, 2022], Available from URL: <https://a.co/d/eRIIBxZ> (Year: 2022).*

About this image, google.com, Date: Oct. 22, 2023, [site visited: Feb. 5, 2025], Available from URL: <https://tinyurl.com/bdfwy3k9> (Year: 2023).*

The Brick Industry Association. "Dimensioning and estimating brick masonry", Technical Notes on Brick Construction. Published Feb. 10, 2009.

* cited by examiner

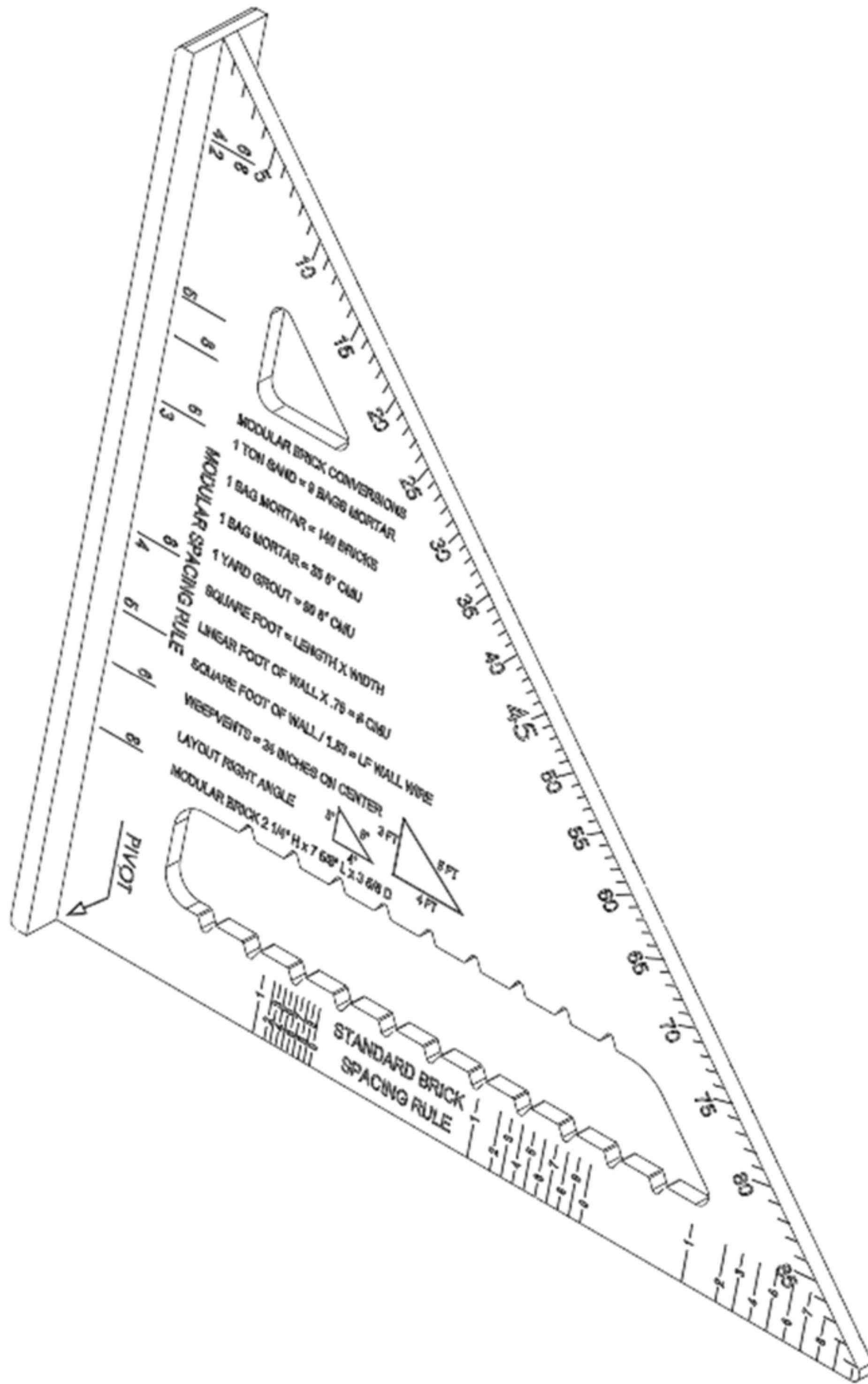


FIG. 1

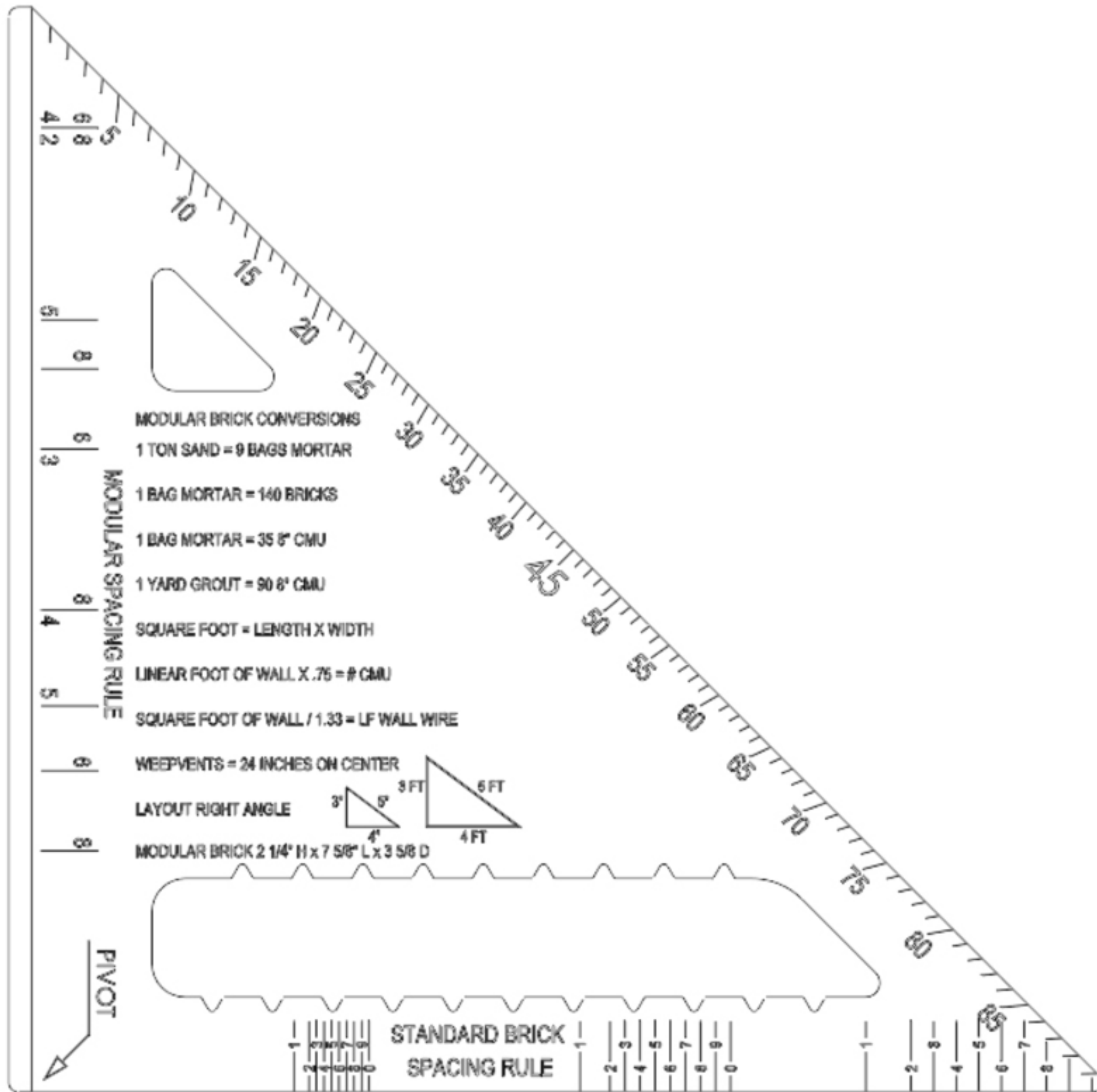


FIG. 2

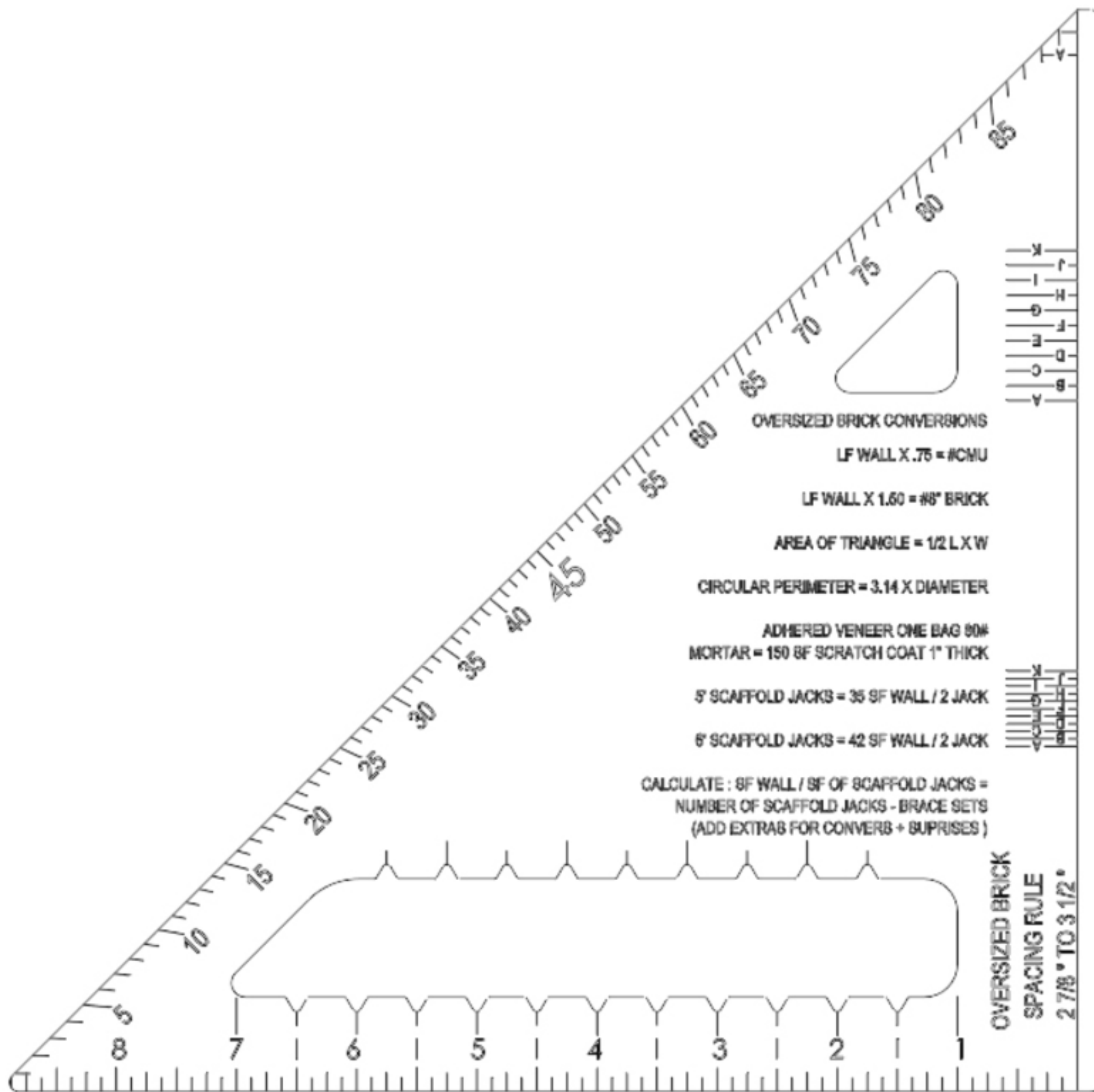


FIG. 3



FIG. 4

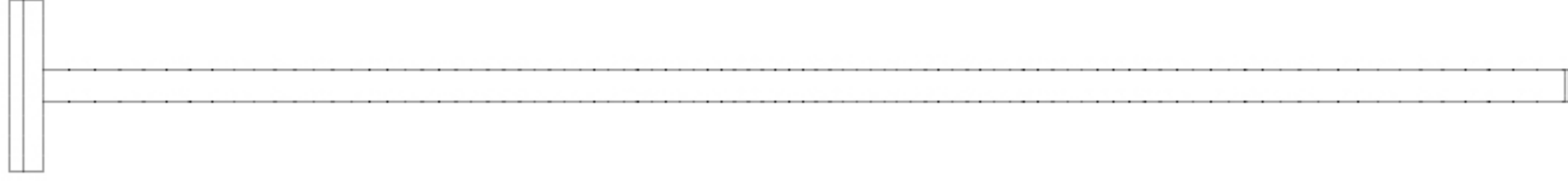


FIG. 5



FIG. 6

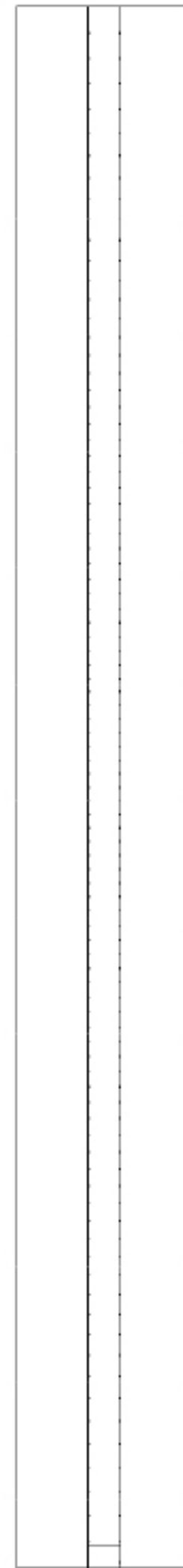


FIG. 7