
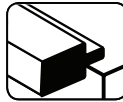
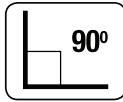



4½ Inch



## FEATURES

- Anodized aluminum profile
- 3 ½" scribe bar with 1/8" increments
- 45° built-in ruler for 7/8" line drawing parallel to diagonal base
- Quick 20°-70° angle marking points
- Split lines for 3/8" and 1/4" marking

